

Table 18.1: 3- or 4-Pole Screw Terminal Connections

Maximum Horsepower Ratings						Maximum Current Utilization Categories		No of Poles		Instantaneous Auxiliary Contacts		Catalog Number ▲	\$ Price	
Single Phase		Three Phase				Inductive AC3 Amperes	Resistive AC1 Amperes	N.O.	N.C.	N.O.	N.C.		AC Coils	DC Coils
115 V hp	230 V hp	200 V hp	230 V hp	460 V hp	575 V hp									
0.5	1	2	2	5	7.5	9	3	0	1	1	LC1D09 ◆◆◆	94.00	119.00	
—	—	—	—	—	—	—	20	4	0	—	LC1DT20 ◆	94.00	119.00	
—	—	—	—	—	—	—	—	2	2	—	LC1D098 ◆	94.00	119.00	
1	2	3	3	7.5	10	12	3	0	—	—	LC1D12 ◆◆◆	119.00	149.00	
—	—	—	—	—	—	—	25	4	0	1	1	LC1DT25 ◆	119.00	149.00
—	—	—	—	—	—	—	—	2	2	—	—	LC1D128 ◆	119.00	149.00
1	3	5	5	10	15	18	3	0	—	—	LC1D18 ◆◆	136.00	160.00	
—	—	—	—	—	—	—	32	4	0	1	1	LC1DT32 ◆	149.00	183.00
—	—	—	—	—	—	—	—	2	2	—	—	LC1D188 ◆	149.00	183.00
2	3	7.5	7.5	15	20	25	3	0	—	—	LC1D25 ◆◆	151.00	181.00	
—	—	—	—	—	—	—	40	4	0	1	1	LC1DT40 ◆	193.00	240.00
—	—	—	—	—	—	—	—	2	2	—	—	LC1D258 ◆	193.00	240.00
2	5	10	10	20	30	32	50	3	0	1	1	LC1D32 ◆◆	172.00	213.00
3	5	10	10	30	30	40	60	3	0	1	1	LC1D40A	218.00	275.00
—	—	—	—	—	—	—	—	4	0	0	0	LC1DT60A	296.00	353.00
3	7.5	15	15	40	40	50	80	3	0	1	1	LC1D50A	234.00	291.00
5	10	20	20	40	50	65	80	3	0	1	1	LC1D65A	322.00	379.00
—	—	—	—	—	—	—	—	4	0	0	0	LC1DT80A	446.00	503.00
7.5	15	25	30	60	60	80	125	3	0	1	1	LC1D80	363.00	420.00
—	—	—	—	—	—	—	—	4	0	—	—	LC1D80004 ■	489.00	524.00
—	—	—	—	—	—	—	—	2	2	0	0	LC1D80008 ■	489.00	524.00
—	—	30	40	75	100	115	200	3	0	1	1	LC1D115	479.00	479.00
—	—	40	50	100	125	150	—	3	0	—	—	LC1D150	696.00	696.00
—	—	—	—	—	—	—	—	4	0	0	0	LC1D115004	630.00	630.00

- ▲ Complete catalog number with coil voltage code from table on page 18-6; example, LC1D09G7.
- For DC version of these devices replace the 'C' with 'P' (ex. LC1D80004** becomes LP1D80004**). This applies only to 80A 4 pole devices.
- ◆ On LC1D09 - LC1D65A and LC1DT20 through LC1DT80A, for ring tongue versions add '6' to the catalog number prior to adding the voltage code (ex. LC1D09G7 becomes LC1D096G7 and LC1D50AG7 becomes LC1D50A6G7). No price adder for this modification.
- ★ On LC1D09 - LC1D65A, for spring terminals versions add '3' to the catalog number prior to adding the voltage code (ex. LC1D12G7 becomes LC1D123G7 and LC1D40AG7 becomes LC1D40A3G7 - Note that 40A to 65A spring terminals are only on the control terminations and not on power terminations). No price adder for this modification.
- ▼ On LC1D09 and LC1D12 only, for slip-on connector versions add "9" to the catalog number prior to adding the voltage code (ex. LC1D09G7 becomes LC1D099G7). No price adder for this modification.

Table 18.2: TeSys D Overload Relays — Ambient Compensated, Bi-Metallic Direct Mount

Current Setting Range Amperes	For Direct Mounting to LC1...	Class 10 with Single Phase Sensitivity	Class 10 without Single Phase Sensitivity	Class 20 with Single Phase Sensitivity	Class 20 without Single Phase Sensitivity	\$ Price
0.10-0.16	D09-D32	LRD01	LR3D01	—	—	60.00
0.16-0.25		LRD02	LR3D02	—	—	
0.25-0.40		LRD03	LR3D03	—	—	
0.40-0.63		LRD04	LR3D04	—	—	
0.63-1		LRD05	LR3D05	—	—	
1-1.6		LRD06	LR3D06	—	—	
1.6-2.5		LRD07	LR3D07	—	—	
2.5-4		LRD08	LR3D08	LRD1508	LR3D1508A1	
4-6		LRD10	LR3D10	LRD1510	LR3D1510A1	
5.5-8		D09-D32	LRD12	LR3D12	LRD1512	
7-10	D09-D32	LRD14	LR3D14	LRD1514	LR3D1514A1	
9-13	D12-D32	LRD16	LR3D16	LRD1516	LR3D1516A1	
12-18	D18-D32	LRD21	LR3D21	LRD1521	LR3D1521A1	
16-24	D25-D32	LRD22	LR3D22	—	—	
17-25	D25-D32	—	—	LRD1522	LR3D1522A1	
23-32	D25-D32	LRD32	LR3D32	—	—	73.00
23-28	D25-D32	—	—	LRD1530	LR3D1530A1	
25-32	D25-D32	—	—	LRD1532	LR3D1532A1	
30-38	D32	LRD35	LR3D35	—	—	
9-13	D40-D65A △	LRD313	LR3D313	LRD313L	—	107.00
12-18	D40-D65A △	LRD318	LR3D318	LRD318L	—	
16-25	D40-D65A △	LRD325	LR3D325	LRD325L	—	
23-32	D40-D65A △	LRD332	LR3D332	LRD332L	—	
30-40	D40-D65A △	LRD340	LR3D340	LRD340L	—	
37-50	D40-D65A △	LRD350	LR3D350	LRD350L	—	
48-65	D40-D65A △	LRD365	LR3D365	LRD365L	—	
17-25	D40-D80 □	LRD3322	LR3D3322	LR2D3522	LR3D3522	107.00
23-32	D40-D80 □	LRD3353	LR3D3353	LR2D3553	LR3D3553	
30-40	D40-D80 □	LRD3355	LR3D3355	LR2D3555	LR3D3555	
37-50	D50-D80 □	LRD3357	LR3D3357	LR2D3557	LR3D3557	
48-65	D50-D80 □	LRD3359	LR3D3359	LR2D3559	LR3D3559	
55-70	D65-D80	LRD3361	LR3D3361	LR2D3561	LR3D3561	
63-80	D65-D80	LRD3363	LR3D3363	LR2D3563	LR3D3563	127.00
80-104	D80	LRD3365	—	—	—	362.00
80-104	D115-D150	LRD4365	—	—	—	
95-120	D115-D150	LRD4367	—	—	—	
110-140	D150	LRD4369	—	—	—	

- △ Overload relays with Everlink termination - direct mount to D40A to D65A only.
- Direct mount to old D2 style D40 to D65 (no Everlink terminations) and to D80 only.

TeSys D contactor accessories pages 18-8 to 18-11
 TeSys D overload relay accessories page 18-16
 TeSys D replacement coils pages 18-17 to 18-19
 Dimensions pages 18-40 to 18-46
 TeSys T pages 16-91

18 IEC CONTACTORS AND STARTERS



LC1D09



LC1D093



LC1D40A



LC1D115



LRD22



LRD3



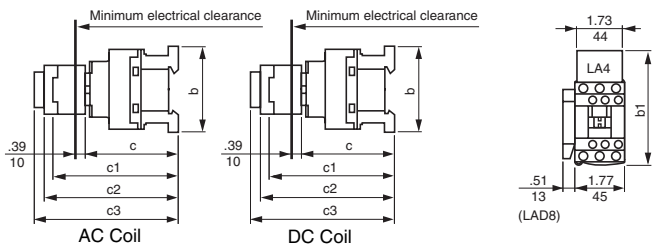
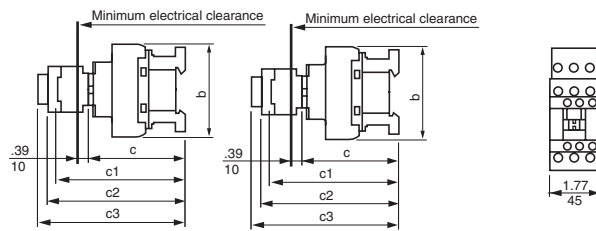
E164862
CCN NLDX



LR43364
Class 3211 04

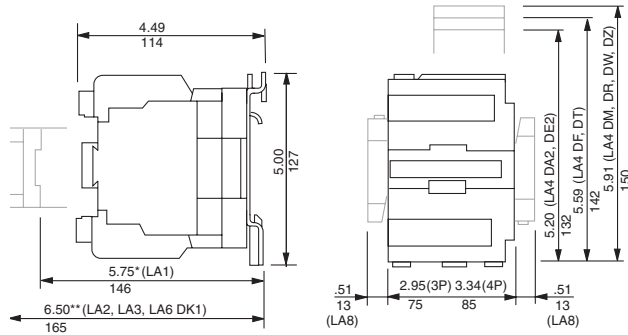
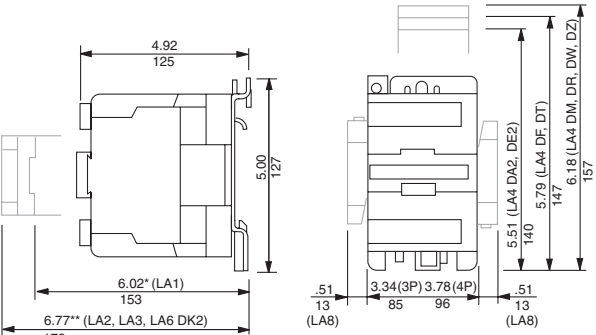


Table 18.154: TeSys D Contactors AC Control Circuits

LC1D09 to D18 (3-pole) and LC1DT12 to LC1DT40 (4 pole)				LC1D25 to D38 (3-pole)						
										
LC1	D09 to D18	D093 to D18	D099 to D189	D25 to D38	D183 and D323	DT20 and DT25	DT203 and DT253	DT32 to DT40	DT323 and DT403	
	IN (mm)	IN (mm)	IN (mm)	IN (mm)	IN (mm)	IN (mm)	IN (mm)	IN (mm)	IN (mm)	
b	AC coil, without add-on accessories	3.03 (77)	3.89 (99)	3.14 (80)	3.36 (85)	3.89 (99)	3.34 (85)	3.89 (99)	3.58 (91)	4.13 (105)
b1	DC coil									
	AC coil, with LAD4BB ■	3.70 (94)	4.21 (107)	3.75 (95.5)	3.85 (98)	4.21 (107)	3.85 (98)	—	—	—
c	AC coil, with LA4D*2 ■	4.33 (110) ▲	4.84 (123) ▲	4.30 (111.5) ▲	4.48 (114) ▲	4.84 (123) ▲	4.48 (114)	—	—	—
	AC coil, with LA4DF, DT ■	4.68 (119) ▲	5.19 (132) ▲	4.76 (120.5) ▲	4.84 (123) ▲	5.19 (132) ▲	5.02 (129)	—	—	—
c1	AC coil, with LA4DR, DW, DL ■	4.96 (126) ▲	5.67 (139) ▲	5.0 (127.5) ▲	5.11 (130) ▲	5.47 (139) ▲	7.48 (190)	—	—	—
	AC coil, without cover or add-on blocks	3.30 (84)	3.30 (84)	3.30 (84)	3.54 (90)	3.54 (90)	3.54 (90)	3.85 (98)	3.85 (98)	3.85 (98)
c2	AC coil, with cover, without add-on blocks	3.38 (86)	3.38 (86)	3.38 (86)	3.62 (92)	3.62 (92)	3.62 (92)	3.62 (92)	3.93 (100)	3.93 (100)
	DC coil, without cover or add-on blocks	3.66 (93)	3.66 (93)	3.66 (93)	3.89 (99)	3.89 (99)	—	—	—	—
c3	DC coil, with cover, without add-on blocks	3.76 (95)	3.76 (95)	3.76 (95)	3.97 (101)	3.97 (101)	3.90 (99)	3.90 (99)	4.21 (107)	4.21 (107)
	AC coil, with LADN or C (two or four contacts)	4.60 (117)	4.60 (117)	4.60 (117)	4.84 (123)	4.84 (123)	4.84 (123)	4.84 (123)	5.15 (131)	5.15 (131)
c2	DC coil, with LADN or C (two or four contacts)	4.96 (126)	4.96 (126)	4.96 (126)	5.19 (132)	5.19 (132)	4.84 (123)	4.84 (123)	5.15 (131)	5.15 (131)
	AC coil, with LAD6K10	5.07 (129)	5.07 (129)	5.07 (129)	5.31 (135)	5.31 (135)	5.31 (135)	5.31 (135)	5.62 (143)	5.62 (143)
c3	DC coil, with LAD6K10	5.43 (138)	5.43 (138)	5.43 (138)	5.66 (144)	5.66 (144)	5.31 (135)	5.31 (135)	5.62 (143)	5.62 (143)
	AC coil, with LADT,R,S and sealing cover	5.55 (141)	5.55 (141)	5.55 (141)	5.78 (147)	5.78 (147)	5.78 (147)	5.78 (147)	6.10 (155)	6.10 (155)
c3	DC coil with LADT,R,S	5.76 (146)	5.76 (146)	5.76 (146)	5.98 (152)	5.98 (152)	5.62 (143)	5.62 (143)	5.94 (151)	5.94 (151)
	DC coil with LADT,R,S and sealing cover	5.90 (150)	5.76 (146)	5.76 (146)	6.14 (156)	6.14 (156)	5.78 (147)	5.78 (147)	6.10 (155)	6.10 (155)

▲ Including LAD4BB
■ Not applicable to devices with DC coils

Table 18.155: AC Coil

LC1D40, D50, D65 (3P), LC1D65004 (4P)			LC1D80004 (4P)		
					
<p>▲ except LA1DN10, DN01 = 136 +4 mm with lead sealing device</p>			<p>*except LA1DN10, DN01 = 136 ** +4 mm with lead sealing device</p>		

LC1 D40A...D65A (3P), LC1 DT60A...DT80A (4P) AC OR DC		LC1		
		D40A...D65A	DT60A...DT80A	D40008
		IN (mm)	IN (mm)	IN (mm)
a	with LA4 D*2	2.17 (55)	2.76 (70)	3.35 (85)
	with LA4 DB3 or LAD 4BB3	5.35 (136)	—	—
b1	with LA4 DF, DT	6.18 (157)	—	5.59 (142)
	with LA4 DM, DW, DL	6.54 (166)	—	5.91 (150)
c	without cover or add-on blocks	4.65 (118)	4.65 (118)	4.92 (125)
	with cover, without add-on blocks	4.72 (120)	4.72 (120)	—
c1	with LAD N (1 contact)	—	—	5.47 (139)
	with LAD N or C (2 or 4 contacts)	5.91 (150)	5.91 (150)	5.79 (147)
c2	with LAD 6K10 or LA6 DK	6.42 (163)	6.42 (163)	6.26 (159)
	with LAD T, R, S	6.73 (171)	6.73 (171)	6.57 (167)
c3	with LAD T, R, S and sealing cover	6.89 (175)	6.89 (175)	6.73 (171)

