

The GV family of products are 3-pole, horsepower rated, UL 508 listed, manual starters. They include a manual disconnect, class 10 ambient-compensated thermal overload relay, and an instantaneous magnetic trip mechanism in one compact unit.

Any GV manual starter can be used alone for local manual control of a motor with individual full-load currents up to 220 amps. The GV family of products may also be used in group motor installations in accordance with National Electric Code article 430-53. Group motor installations give you greater panel density for smaller size and require fewer parts and less wiring necessary for installation when compared to conventional panel designs.

The GV2P and GV3P products also have an additional UL 508 type E rating as a stand alone self-protected manual combination starter. The UL 508 type E rating requires the addition of line side insulating barrier GV2GH7 for the GV2P or part number GV3G66 for the GV3P. The GV2P and the GV3P self-protected manual combination starter may also be combined with specific size contactors from the LC1D product family for a UL 508 Type F combination starter construction. These products have UL-listed short circuit current rating from 10–100 KA depending on application size and voltage. See www.us.telemecanique.com for more information.

How to Order

To order the basic motor starter, select the model number (GV2ME**, GV2P**, or GV3P**) with the appropriate thermal setting from the table below. The thermal trip range and setting should be determined from the motor nameplate full-load current.

Table 18.126:

Thermal Setting (A)	Maximum Horsepower Ratings						Group Motor Applications	GV2/3M push button		GV2/3P rotary handle	
	1Ø			3Ø				Catalog Number	\$ Price	Catalog Number	\$ Price
	115 V hp	230 V hp	200 V hp	230 V hp	460 V hp	575 V hp					
0.11–0.16	—	—	—	—	—	—	1200 A	GV2ME01▲	159.	GV2P01	212.
0.16–0.25	—	—	—	—	—	—	1200 A	GV2ME02▲	159.	GV2P02	212.
0.25–0.40	—	—	—	—	—	—	1200 A	GV2ME03▲	159.	GV2P03	212.
0.40–0.63	—	—	—	—	—	—	1200 A	GV2ME04▲	180.	GV2P04	233.
0.63–1	—	—	—	—	0.5	0.5	1200 A	GV2ME05▲	180.	GV2P05	233.
1–1.6	—	0.1	—	—	0.75	1	1200 A	GV2ME06▲	180.	GV2P06	233.
1.6–2.5	—	0.667	0.5	0.5	1	1.5	1200 A	GV2ME07▲	180.	GV2P07	233.
2.5–4	1/8	0.333	0.75	1	2	3	1200 A	GV2ME08▲	180.	GV2P08	233.
4–6.3	1/4	0.5	1.5	1.5	3	5	1200 A	GV2ME10▲	180.	GV2P10	233.
6–10	0.5	1.5	2	3	5	7.5	1200 A	GV2ME14▲	180.	GV2P14	233.
9–14	0.75	2	3	3	10	10	1200 A	GV2ME16▲	224.	GV2P16	278.
13–18	1	3	5	5	10	15	1200 A	GV2ME20▲	224.	GV2P20	278.
17–23	1.5	3	5	7.5	15	20	1200 A	GV2ME21▲	224.	GV2P21	278.
20–25	2	3	5	7.5	15	20	1200 A	GV2ME22▲	224.	GV2P22	278.
24–32	2	5	10	10	20	30	1200 A	GV2ME32	224.	GV2P32	278.
9–13	0.5	1.5	3	3	7.5	10	—	—	—	GV3P13	404.
12–18	0.75	2	5	5	7.5	10	—	—	—	GV3P18	404.
17–25	1.5	3	7.5	7.5	15	20	—	—	—	GV3P25	404.
23–32	2	3	10	7.5	20	25	—	—	—	GV3P32	404.
30–40	3	5	10	10	25	30	—	—	—	GV3P40	504.
37–50	3	7.5	15	10	30	40	—	—	—	GV3P50	504.
48–65	3	10	20	15	40	50	—	—	—	GV3P65	504.

▲ For spring terminals add 3 to the catalog number, for example, GV2ME013. GV2ME32 is not available with spring terminals.



GV2ME



GV2P21 with GV2GH7 installed



GV3P

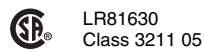



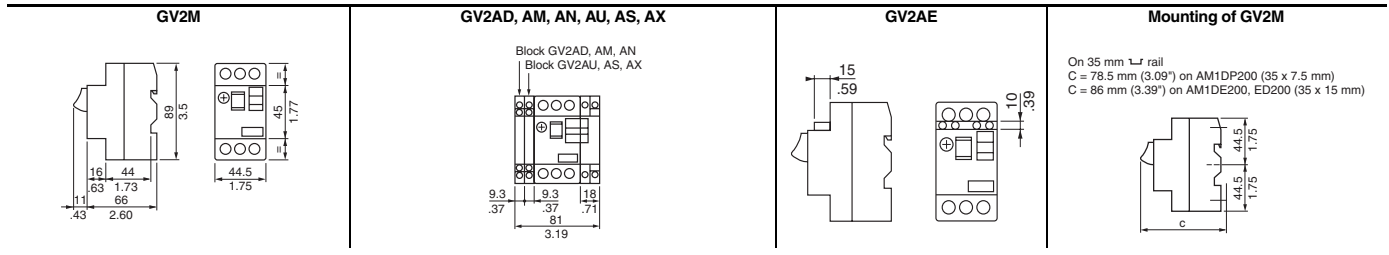
GV7RE20

Table 18.127:

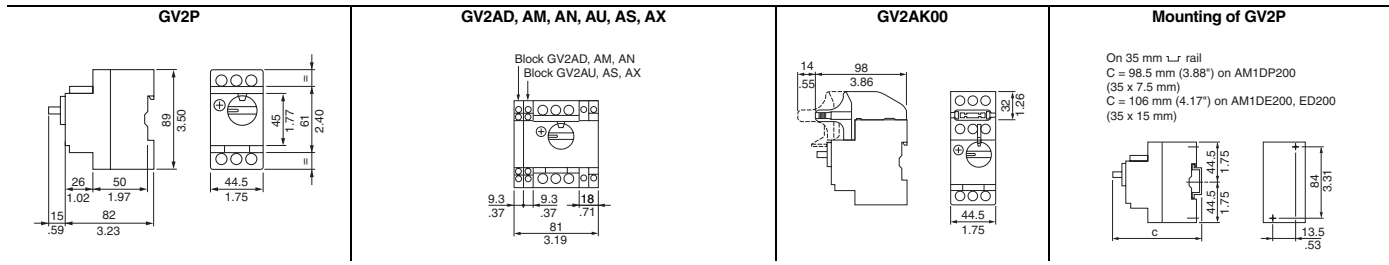
Thermal Setting (A)	Maximum Horsepower Ratings						Toggle Operator			
	1Ø			3Ø			Standard Interrupt		High Interrupt	
	115 V hp	230 V hp	200 V hp	230 V hp	460 V hp	575 V hp	Catalog Number	\$ Price	Catalog Number	\$ Price
	—	—	—	5	10	15				
12–20	—	—	—	5	10	15	GV7RE20	417.	GV7RS20	813.
15–25	—	—	—	7.5	15	20	GV7RE25	417.	GV7RS25	813.
25–40	—	—	—	10	30	30	GV7RE40	417.	GV7RS40	813.
30–50	—	—	—	15	30	40	GV7RE50	417.	GV7RS50	813.
48–80	—	—	—	30	60	75	GV7RE80	417.	GV7RS80	813.
60–100	—	—	—	30	75	100	GV7RE100	456.	GV7RS100	891.
90–150	—	—	—	50	100	150	GV7RE150	502.	GV7RS150	978.
132–220	—	—	—	75	150	200	GV7RE220	502.	GV7RS220	978.

Specifications.....page 18-36
Accessories.....pages 18-34 to 18-35
Dimensions.....pages 18-52 to 18-55

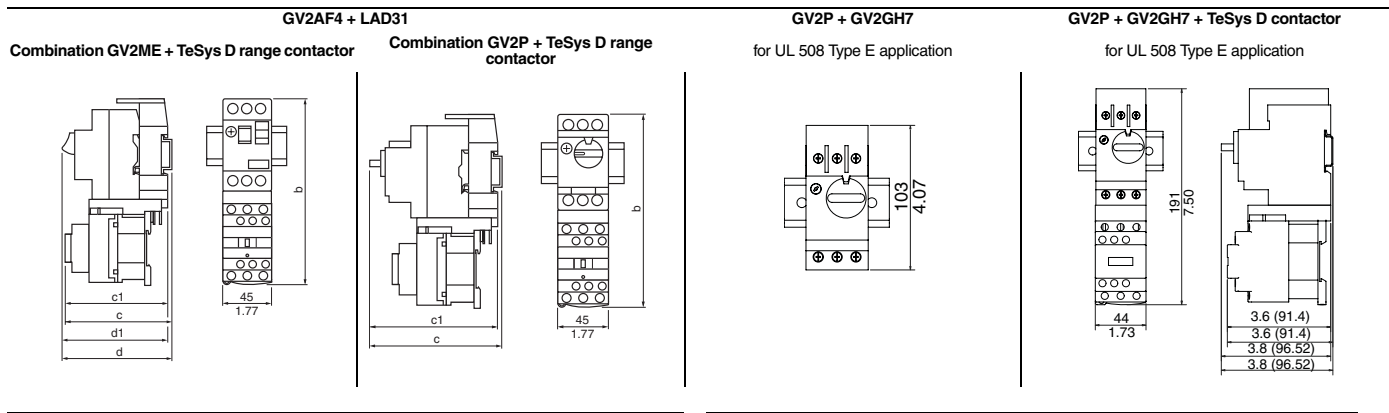




Mounting of GV2M
On 35 mm L rail
C = 78.5 mm (3.09") on AM1DP200 (35 x 7.5 mm)
C = 86 mm (3.39") on AM1DE200, ED200 (35 x 15 mm)

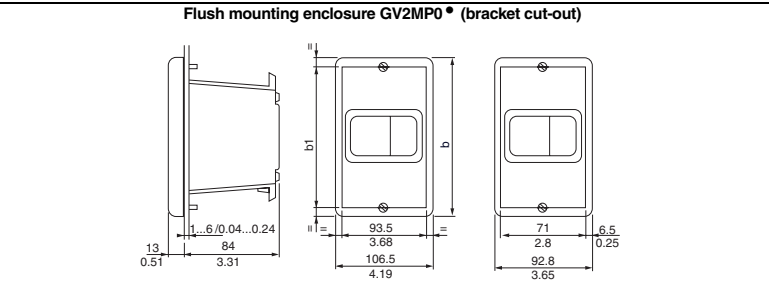
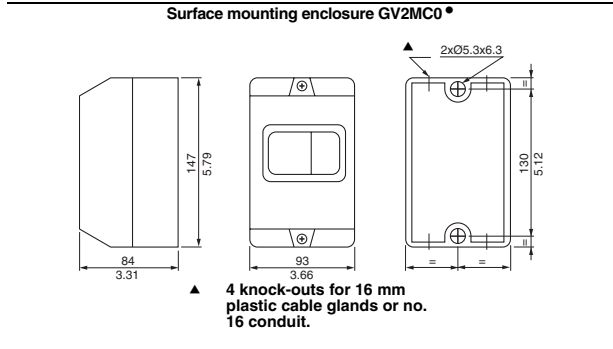


Mounting of GV2P
On 35 mm L rail
C = 98.5 mm (3.88") on AM1DP200 (35 x 7.5 mm)
C = 106 mm (4.17") on AM1DE200, ED200 (35 x 15 mm)



GV2ME +	LC2D09 to D18	LC2D25 and D32
b	7.4 (188.6)	7.8 (199)
c1	3.6 (92.7)	3.9 (99)
c	3.9 (98.2)	4.11 (104.5)
d1	3.9 (98.3)	3.9 (98.3)
d	4.1 (103.8)	1.4 (103.8)

GV2P +	LC2D09 to D18	LC2D25 and D32
b	6.61 (168.1)	7.9 (199.5)
c1	4.6 (116.8)	4.6 (116.8)
c	4.8 (122.3)	4.8 (122.3)
—	—	—
—	—	—



GV2	b		b1	
	IN	mm	IN	mm
MP01, MP02	5.51	140	5.00	127
MP03, MP04	5.24	133	4.61	117

18 IEC CONTACTORS AND STARTERS