












Motor Protection Circuit Breakers and Motor Circuit Protectors

Accessories

	Description		For Use With	Cat. No.
	Anti-Tamper Shield Provides protection against inadvertent adjustment of the current setting	10 pcs/pkg	140M-C, D, F	140M-C-CA
	Lockable Twist Knob • For one padlock 4...6 mm (3/16 in.) Ø shackle • Can be locked in OFF position	Black	140M-C, D, F; 140U-D	140M-C-KN1
		Red/Yellow		140M-C-KRY1
	Locking Tag • Padlock attachment to the lockable handles • Up to three padlocks 4...8 mm (5/16 in.) Ø shackle		140M-C-KN1, 140M-C-KRY1	140M-C-M3
	Padlockable Operating Knob • Accepts 8 mm (5/16 in.) Ø padlock shackle — up to three padlocks • Permits padlocking in the off position	Black	140-CMN	140-KN
		Red/Yellow		140-KRY
	Door Coupling Handle • For 3 padlocks 4...8 mm (5/16 in.) in diameter • IP66 Protection/Type 1, 4, 4X, 12 • Interlock override capability • Can be modified for locking in ON position • Ships with coupling — order extension shaft and legend plate separately • Mounting depth (front of DIN Rail to front of enclosure door): - 140M-C: 105.5 mm ± 5 mm (4.15 in. ± 3/16 in.) - 140M-D: 114.5 mm ± 5 mm (4.5 in. ± 3/16 in.) - 140M-F: 137.1 mm ± 5 mm (5.4 in. ± 3/16 in.) - 140-CMN: 169 mm +/- 5 mm (6.7 in. +/- 3/16 in.)	Black	140M-C, D, F	140M-C-DN66
		Red/Yellow	140-CMN	140-C-DRY66
	Legend Plate • Marking: "Hauptschalter" and "Main Switch" • Marking: "Not-Aus" and "Emergency Off"		140-CMN	140-C-DRY66
			140-CMN	140-C-DRY66
	Extension Shaft Cut to required length for mounting depth (front of DIN Rail to front of enclosure door): - 140M-C: 117...338 mm (4.6...13.3 in.) - 140M-D: 126...347 mm (5.0...13.7 in.) - 140M-F: 149...369 mm (5.9...14.5 in.) - 140-CMN: 180...403 mm (7.1...15.9 in.)		140M-C, D, F; 140U-D	140M-C-DS
			140M-C, D, F; 140U-D	140M-C-DS
	Extension Shaft (Extended Length) Cut to required length for mounting depth (front of DIN Rail to front of enclosure door): - 140M-C: 117...488 mm (4.6...19.2 in.) - 140M-D: 126...497 mm (5.0...19.6 in.) - 140M-F: 149...519 mm (5.9...20.4 in.) - 140-CMN: 180...553 mm (7.1...21.8 in.)		140M-C, D, F; 140U-D	140M-C-DSL
			140M-C, D, F; 140U-D	140M-C-DSL
	Coupler Included with Cat. Nos. 140M-C-DN66 and 140M-C-DRY66		140M-C, D, F; 140U-D	140M-C-DNC
	IP65 Non-Metallic Enclosure • Knockouts for M20 and M25 fittings • Suitable for flexible cable with internal ground wire or conduit when externally grounded around the outside of the enclosure (no UL/CSA approval)	Black Handle	140M-C	198E-AYTG2
		Red/Yellow Handle	140M-C	198E-AYTJ2
	Screw Adapter • For screw arrangement of a motor protection circuit breaker	10 pcs/pkg	140M-C, D, F; 140U-D	140M-C-N45