








**Mounting Adapters**

Component	Description	Catalog Number	Price
<b>Mounting Adapters</b>			
	Mates back of panel components to actuator	M22-A	6
	Special adapter that can hold up to eight contact blocks. Used exclusively with all four-way operators and two-way joysticks. Mates back of panel components to actuator.	M22-A4	12







**Contact Blocks**

Contact Block	Terminal Type	Contact Type	Catalog Number	Price
<b>Screw Terminals – front mounted</b>				
	Screw Terminals	1NO	M22-K10	14
		1NC ⊖	M22-K01	14
		1NC ⊖ late break	M22-K01D	37
<b>Screw Terminals – base mounted</b>				
	Screw Terminals	1NO	M22-KC10	14
		1NC ⊖	M22-KC01	14
<b>Cage Clamp – front mounted</b>				
	Cage Clamp	1NO	M22-CK10	15
		1NC ⊖	M22-CK01	15
		1NC ⊖ late break	M22-CK01D	39
	Cage Clamp	2NO	M22-CK20	28
		2NC ⊖	M22-CK02	28
		1 NO, 1NC ⊖	M22-CK11	28
<b>Cage Clamp – base mounted</b>				
	Cage Clamp	1NO	M22-CKC10	15
		1NC ⊖	M22-CKC01	15

⊖ = positively driven contact

① Front or base mounted screw terminal LEDs at 12 V AC/DC operational voltage is also available in White, Red, Green and Blue - see your Moeller representative to order.

**LED Elements**

LED Element	Color	Description	Catalog Number	Price	
<b>Screw Terminals – front mounted ①</b>					
	White	Screw Terminals 12 – 30 V AC/DC 8 – 15 mA	M22-LED-W	26	
	Red		M22-LED-R	26	
	Green		M22-LED-G	26	
	Blue		M22-LED-B	26	
	White	Screw Terminals 85 – 264 V AC, 50/60 Hz 5 – 15 mA	M22-LED230-W	38	
	Red		M22-LED230-R	38	
	Green		M22-LED230-G	38	
	Blue		M22-LED230-B	38	
	White	Screw Terminals 207 – 264 V AC, 50/60 Hz 12 – 15 mA	M22-LED230H-W	38	
	Red		M22-LED230H-R	38	
	Green		M22-LED230H-G	38	
	Blue		M22-LED230H-B	38	
<b>Screw Terminals – base mounted ①</b>					
	White	Screw Terminals 12 – 30 V AC/DC 8 – 15 mA	M22-LEDC-W	26	
	Red		M22-LEDC-R	26	
	Green		M22-LEDC-G	26	
	Blue		M22-LEDC-B	26	
	White	Screw Terminals 85 – 264 V AC, 50/60 Hz 5 – 15 mA	M22-LEDC230-W	38	
	Red		M22-LEDC230-R	38	
	Green		M22-LEDC230-G	38	
	Blue		M22-LEDC230-B	38	
	White	Screw Terminals 207 – 264 V AC, 50/60 Hz 12 – 15 mA	M22-LEDC230H-W	38	
	Red		M22-LEDC230H-R	38	
	Green		M22-LEDC230H-G	38	
	Blue		M22-LEDC230H-B	38	
<b>Cage Clamp – front mounted</b>					
	White	Cage Clamp 12 – 30 V AC/DC 8 – 15 mA	M22-CLED-W	29	
	Red		M22-CLED-R	29	
	Green		M22-CLED-G	29	
	Blue		M22-CLED-B	29	
	White	Cage Clamp 85 – 264 V AC, 50/60 Hz 5 – 15 mA	M22-CLED230-W	42	
	Red		M22-CLED230-R	42	
	Green		M22-CLED230-G	42	
	Blue		M22-CLED230-B	42	
	<b>Cage Clamp – base mounted</b>				
		White	Cage Clamp 12 – 30 V AC/DC 8 – 15 mA	M22-CLEDC-W	29
		Red		M22-CLEDC-R	29
		Green		M22-CLEDC-G	29
Blue		M22-CLEDC-B		29	
White		Cage Clamp 85 – 264 V AC, 50/60 Hz 5 – 15 mA	M22-CLEDC230-W	42	
Red			M22-CLEDC230-R	42	
Green			M22-CLEDC230-G	42	
Blue			M22-CLEDC230-B	42	
<b>LED Resistor Elements</b>					
		–	For connecting 12 – 30 V LED elements to 42 – 60 V AC/DC	M22-XLED60	26
		–	For connecting 12 – 30 V LED elements to 220 V DC	M22-XLED220	70
<b>LED Test Elements</b>					
	–	For connecting to 12 – 240 V AC/DC	M22-XLED-T	26	
	–	For connecting to 85 – 264 V AC	M22-XLED230-T	38	