
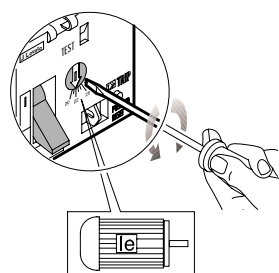


1

Manual motor starters SM1B up to 32A



11 SM1B



Setting range of thermal trip ❶	UL maximum horsepower ratings						Catalog number	Price
	Single-phase ❷		Three-phase					
[A]	120V	240V	200V	240V	480V	600V		\$ each
0.1-0.16	–	–	–	–	–	–	11 SM1B 00	95.00
0.16-0.25	–	–	–	–	–	–	11 SM1B 04	95.00
0.25-0.4	–	–	–	–	–	–	11 SM1B 08	95.00
0.4-0.63	–	–	–	–	–	–	11 SM1B 12	100.00
0.63-1	–	–	–	–	1/2	1/2	11 SM1B 16	100.00
1-1.6	–	1/10	–	–	3/4	1	11 SM1B 20	100.00
1.6-2.5	–	1/6	–	1/2	1	1 1/2	11 SM1B 24	100.00
2.5-4	1/8	1/3	1/2	3/4	2	3	11 SM1B 28	100.00
4-6.5	1/4	1/2	3/4	1 1/2	3	5	11 SM1B 32	100.00
6.3-10	1/2	1 1/2	1 1/2	3	5	7 1/2	11 SM1B 36	118.00
9-14	3/4	2	2	3	10	10	11 SM1B 40	118.00
13-18	1	3	5	5	10	15	11 SM1B 44	122.00
17-23	1 1/2	3	5	7 1/2	15	20	11 SM1B 48	129.00
20-25	2	3	7 1/2	7 1/2	15	20	11 SM1B 52	147.00
24-32	2	5	10	10	20	30	11 SM1B 56	195.00

❶ The appropriate thermal trip range of the manual starter should be selected on the basis of the motor nameplate full-load current since the horsepower ratings given in the table are for reference only.

❷ Single-phase horsepower ratings are based on wiring the three poles in series; see wiring scheme on page W-2.

General characteristics

The SM1B series is a new generation of manual starters with thermal and magnetic trip releases. Motor control and protection, up to 20HP at 460V, are possible by the choice of suitable adjustment range, 0.1 to 32A. A magnetic trip indicator integrated on the SM1B starters avoids dangerous closing operations during short-circuit conditions, previously disconnected by the starter.

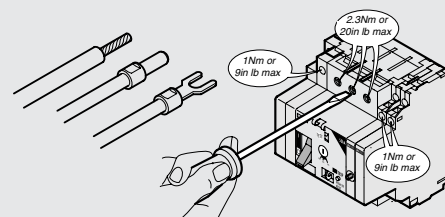
The SM1B types are suitable for isolation.

Operational characteristics

- Rated insulation voltage U_i : 690V
- Rated impulse voltage: 6kV
- Rated frequency: 50/60Hz
- Maximum rated current: 32A
- Number of adjustment ranges: 15 (0.1 to 32A)
- Power dissipation per phase: 2.2-9.7W
- Magnetic tripping: 12 In max
- Thermal tripping time class: 10A
- Single-phase sensitive
- Mechanical life: 100,000 cycles
- Electrical life 32A (AC3): 100,000 cycles
- Utilization category: A
- Mounting on 35mm DIN rail (IEC/EN 60715)
- Mounting position: any
- Degree of protection: IP20.

Certifications and compliance

UL listed, for USA and Canada, file E93602.
Compliant with standards: IEC/EN 60947-1,
IEC/EN 60947-2, IEC/EN 60947-4-1.



NOTE: When more than one starter are mounted, side by side, without leaving space between each to consent free air circulation on the starter sides, and have simultaneous operation, the thermal trip adjuster must be positioned at a value 15% higher than the rated motor current.