


Description

- Direct mount on the GM-32, 40 contactors (32, 40A frames)
- DIN rail or screw mountable with the optional base AZ-40H
- Small physical size : 53 mm wide
- 1NO+1NC trip contacts
- Trip class 10A
- Differential current/Phase failure protection : GTK types
- Non-differential GTH types are available for the economic solution
- Ambient compensated -5 to 40°C
- Manual/Automatic reset
- Trip free design
- Bimetallic style



GT-40



Catalog No.

Setting ranges(A)	Differential type	Non-differential type	
	3-heater	3-heater	2-heater
4 - 6	GTK-40 · 5	GTH-40/3 · 5	GTH-40 · 5
5 - 8	GTK-40 · 6.5	GTH-40/3 · 6.5	GTH-40 · 6.5
6 - 9	GTK-40 · 7.5	GTH-40/3 · 7.5	GTH-40 · 7.5
7 - 10	GTK-40 · 8.5	GTH-40/3 · 8.5	GTH-40 · 8.5
9 - 13	GTK-40 · 11	GTH-40/3 · 11	GTH-40 · 11
12 - 18	GTK-40 · 15	GTH-40/3 · 15	GTH-40 · 15
16 - 22	GTK-40 · 19	GTH-40/3 · 19	GTH-40 · 19
18 - 26	GTK-40 · 22	GTH-40/3 · 22	GTH-40 · 22
24 - 36	GTK-40 · 30	GTH-40/3 · 30	GTH-40 · 30
28 - 40	GTK-40 · 34	GTH-40/3 · 34	GTH-40 · 34

Connection

Main	Screw(M5) clamp terminal
(Load)	Cable capacity : 2~14mm ² / ϕ 1.6~3.6
Auxiliary	Screw(M3.5) clamp terminal

Ordering information

Specify catalog number

For more information

- Technical specification → page 123~158
- Drawings → page 175
- Contactors → page 30
- Starters → page 51
- Separate mounting unit → page 171
- Electronic overload relay → page 102
- Operating curves → page 153

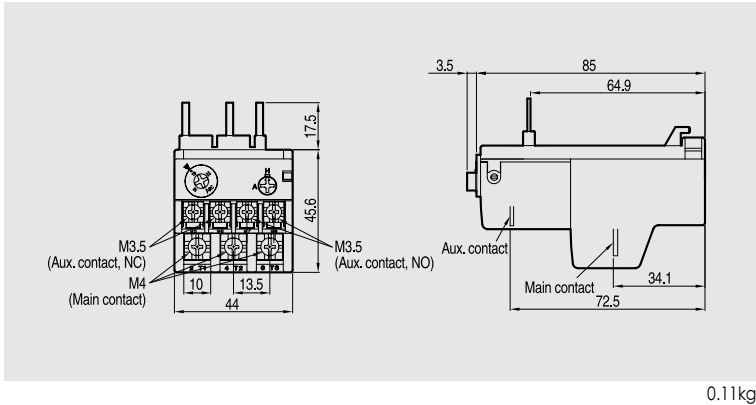
Certificate

CE, ULcUL, Lloyd, CCC(China)

Thermal overload relays (Class 10A)

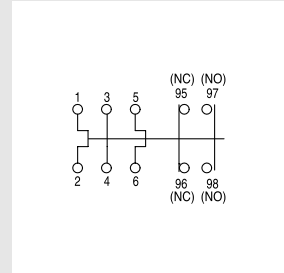


- GTH-22
- GTK-22
- GTH-22/3

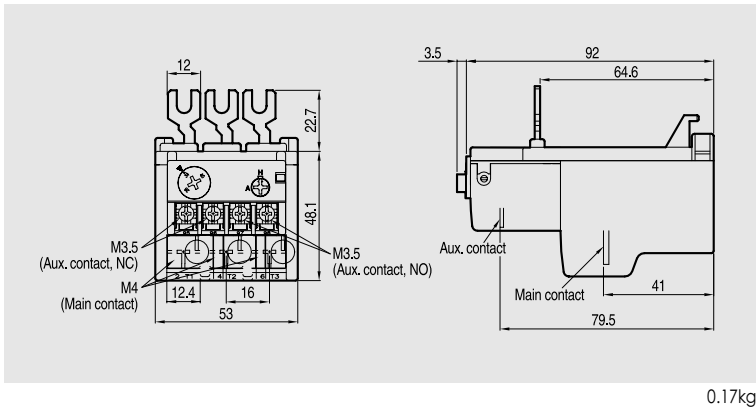


Diagrams

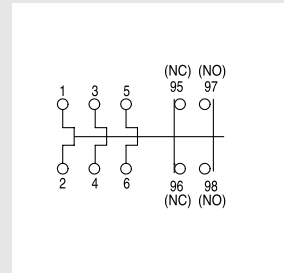
GTH-22, 40, 85
(2 heater types)



- GTH-40
- GTK-40
- GTH-40/3



GTH-22/3, 40/3, 85/3
GTK-22, 40, 85
(3 heater types)



- GTH-85
- GTK-85
- GTH-85/3

