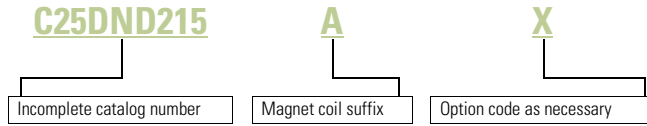


Catalog Number Selection

15–360A, Two-, Three- and Four-Pole—C25



When Ordering Specify

- Catalog number plus magnet coil suffix, see **Page V5-T4-10**
- Catalog numbers of accessory kits required, see Accessories, **Page V5-T4-11**
- Modify catalog number for any options required, see Options, **Page V5-T4-13**

Product Selection

DP Contactor



C25 Contactors—Open Type

Ampere Rating		Line Voltage	Locked Rotor	Maximum Motor (hp)		Maximum Motor (kW)		Number of Poles	Open Type with Metal Mounting Plate	Open Type with DIN Rail Adapter
Inductive Full Load	Resistive per Pole			Single-Phase	Three-Phase	Single-Phase	Three-Phase		Catalog Number ^{①②③}	Catalog Number ^{①②③}
15	20	115	90	3/4	—	0.40	—	2	C25DND215_	C25DRD215_
		230	90	2	3	1.5	2.2	3	C25DND315_	C25DRD315_
		460	75	—	5	—	3.7	—	C25DND315_	C25DRD315_
		575	60	—	5	—	3.7	—	C25DND315_	C25DRD315_
25	35	115	150	2	—	1.5	—	2	C25DND225_	C25DRD225_
		230	150	3	7-1/2	2.2	5.5	3	C25DND325_	C25DRD325_
		460	125	—	10	—	7.5	4	C25END425_	C25DRD325_
		575	100	—	10	—	7.5	—	C25END425_	C25DRD325_
30	40	115	180	2	—	1.5	—	2	C25DND230_	C25DRD230_
		230	180	5	10	3.7	7.5	3	C25DND330_	C25DRD330_
		460	150	—	15	—	11	4	C25END430_	C25DRD330_
		575	120	—	15	—	11	—	C25END430_	C25DRD330_
40	50	115	240	3	—	2.2	—	2	C25DNF240_	C25DRF240_
		230	240	7-1/2	10	5.5	7.5	3	C25DNF340_	C25DRF340_
		460	200	—	20	—	15	4	C25ENF440_	C25DRF340_
		575	160	—	20	—	15	—	C25ENF440_	C25DRF340_
50	65	115	300	3	—	2.2	—	2	C25DNJ250_	C25DRJ250_
		230	300	10	15	7.5	11	3	C25DNJ350_	C25DRJ350_
		460	250	—	30	—	22	—	C25DNJ350_	C25DRJ350_
		575	200	—	30	—	22	—	C25DNJ350_	C25DRJ350_
60	75	115	360	5	—	3.7	—	2	C25FNF260_	N/A
		230	360	10	20	7.5	15	3	C25FNF360_	N/A
		460	300	—	40	—	30	—	C25FNF360_	N/A
		575	240	—	40	—	30	—	C25FNF360_	N/A
75	90	115	450	5	—	3.7	—	2	C25FNF275_	N/A
		230	450	15	20	11	18.5	3	C25FNF375_	N/A
		460	375	—	50	—	37	—	C25FNF375_	N/A
		575	300	—	50	—	37	—	C25FNF375_	N/A

Notes

- ① Incomplete catalog number. Replace underscore (_) in catalog number with magnet coil suffix from table on **Page V5-T4-10**.
- ② Carton quantities including 20 individually packaged units are available for two- and three-pole units through 60A inductive.
- ③ Quick connects for 50–90A are vertical-in-line.

4.2

Definite Purpose Contactors and Starters

Contactors

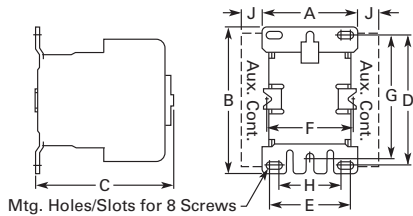
4

Dimensions

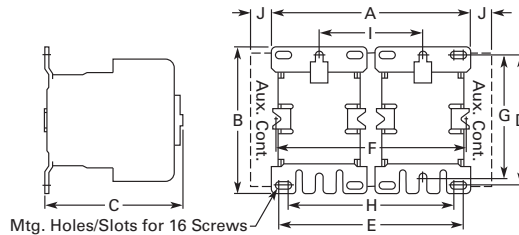
Approximate Dimensions in Inches (mm)

C25 Contactors, Open Type and Open Type—Reversing

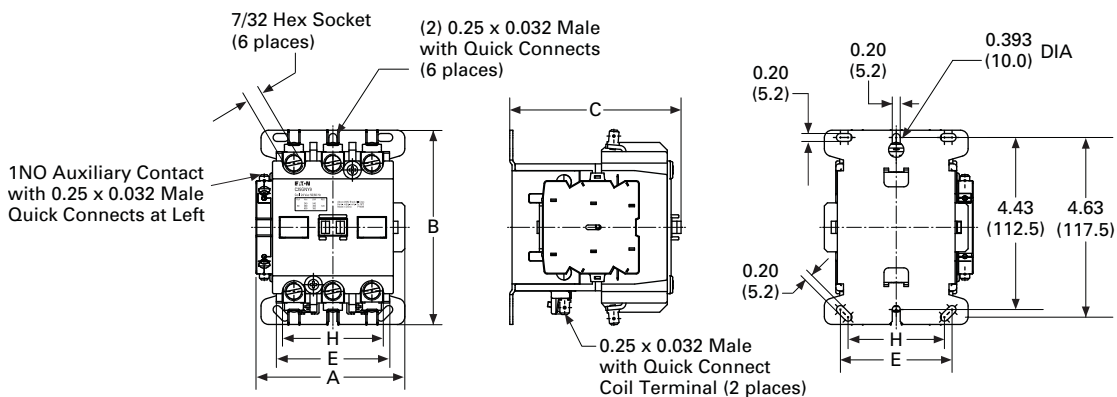
15–75 Ampere (Non-Reversing)



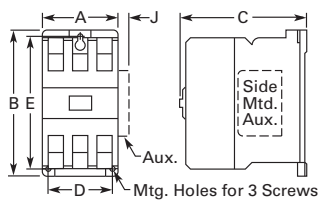
15–75 Ampere (Reversing)



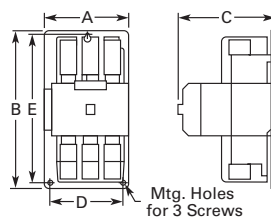
90 Ampere



120 Ampere



200–360 Ampere



Dimensions and Shipping Weights

Ampere Size	Number of Poles	Wide A	High B	Deep C	Mounting D	E	F	G	H	Side Auxiliary Contact Adder J	Shipping Weight Lbs (kg)
Open Type											
15–50	2 and 3	2.40 (61.0) ①	3.75 (95.0)	3.35 (85.0)	3.25 (83.0)	2.00 (51.0)	—	3.13 (79.0)	1.50 (38.0)	0.34 (8.6)	1.3 (.6)
25–40	4	2.68 (68.0) ①	3.75 (95.0)	3.38 (86.0)	3.25 (83.0)	2.00 (51.0)	1.50 (38.0)	3.13 (79.0)	1.50 (38.0)	0.50 (12.5)	2.3 (1.0)
60–75	2 and 3	2.63 (67.0) ①	3.75 (95.0)	3.97 (101.0)	3.25 (83.0)	2.00 (51.0)	1.50 (38.0)	3.13 (79.0)	1.50 (38.0)	0.37 (9.5)	2.8 (1.3)
90	2 and 3	3.86 (98.0)	5.00 (127.0)	4.41 (112.0)	—	2.87 (73.0)	—	—	2.48 (63.0)	—	NN (NN)
120	2 and 3	3.54 (90.0)	7.17 (182.0)	5.94 (151.0)	3.00 (76.0)	6.63 (168.0)	—	—	—	0.54 (13.7)	8.5 (3.9)
200 and 300	2 and 3	7.05 (179.0)	9.11 (232.0)	7.25 (184.0)	6.00 (152.0)	8.50 (216.0)	—	—	—	—	20.0 (9.1)
360	2 and 3	7.05 (179.0)	13.12 (333.0)	7.78 (198.0)	6.00 (152.0)	12.50 (318.0)	—	—	—	—	23.0 (10.4)
Open Type—Reversing											
15–50	2 and 3	5.0 (127.0)	3.75 (95.0)	3.35 (85.0)	3.25 (83.0)	4.53 (118.0)	—	3.13 (79.0)	4.13 (105.0)	0.34 (8.6)	2.6 (1.2)
60–75	2 and 3	5.77 (147.0)	3.75 (95.0)	3.97 (101.0)	3.25 (83.0)	5.15 (131.0)	3.15 (80.0)	3.13 (79.0)	4.65 (118.0)	0.37 (9.5)	5.6 (2.5)

Note

① Add 0.30 in (8 mm) to width for C25 contactors with DC coils.