

# Motor Starter Protector Accessories

## RMSP SERIES

MODEL NUMBER	DESCRIPTION	CONFIGURATION	NO. OF UNITS PER RMSP	LIST PRICE
RMSP-FX11	FRONT MOUNT AUXILIARY CONTACT	INO / 1NC	1	CF
RMSP-LX11	SIDE MOUNT AUXILIARY CONTACT	INO / 1NC	1	CF
RMSP-LA	SIDE MOUNT ALARM SWITCH (1)	INO / 1NC	1	CF
RMSP-LAM	SIDE MOUNT ALARM SWITCH (2)	INO / 1NC	1	CF
RMSP-RS	SHUNT RELEASE 120V (3)	-	1	CF
RMSP-RU	UNDERVOLTAGE RELEASE 120V (3)	-	1	CF
RMSP-RUX	UNDERVOLTAGE RELEASE W/SWITCH 120V (3)	2NO	1	CF
RMSP-IB-100	INSULATION BARRIER (4)	-	4	CF
RMSP-DA-32HA	RMSC CONTACTOR ADAPTER RMSP32	-	1	CF
RMSP-DA-63A	RMSC CONTACTOR ADAPTER RMSP63	-	1	CF
RMSP-DA-95A	RMSC CONTACTOR ADAPTER RMSP95	-	1	CF
RMSP-PB-322	PHASE BUS PARALLEL CIRCUIT 63H	-	1	CF
RMSP-PB-362	PHASE BUS PARALLEL CIRCUIT 32H	-	1	CF
RMSP-MU45	MOUNTING UNIT 32H	-	1	CF
RMSP-MU55	MOUNTING UNIT 63H	-	1	CF
RMSP-MU70	MOUNTING UNIT 100H	-	1	CF
RMSP-PIL32	PUSH-IN LUG (for connection to mounting unit)	-	1	CF

(1) RMSP-63 cannot accept LX and LA together


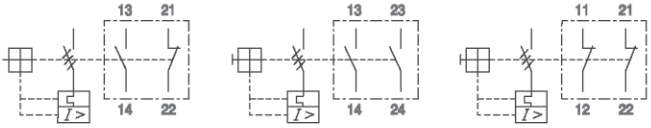

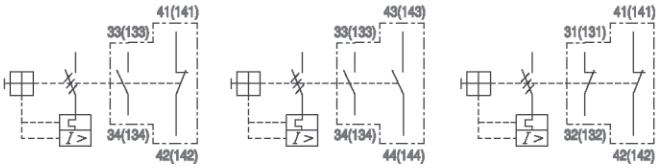

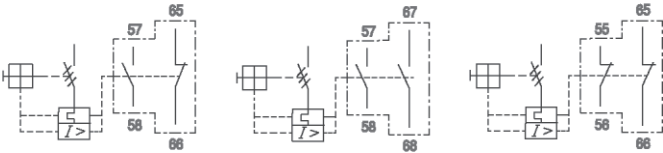

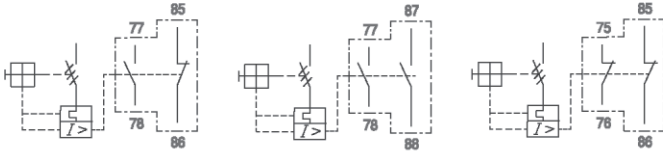
(2) Magnetic units only

(3) Cannot be used with RU or RUX

(4) For RMSP-100 only

# Motor Starter Protector Accessories

## RMSP SERIES

TYPE	DESCRIPTION	CONNECTION DIAGRAM
<p><b>RMSPFX11</b></p> 	<p><b>Auxiliary Switch</b></p> <ul style="list-style-type: none"> <li>• Front mounting</li> <li>• 2-pole</li> <li>• One front mounting module per circuit breaker</li> </ul>	<p>1NO1NC      2NO      2NC</p> 
<p><b>RMSPLX11</b></p> 	<p><b>Auxiliary Switch</b></p> <ul style="list-style-type: none"> <li>• Side mounting on the left</li> <li>• 2-pole</li> <li>• One side mounting module per circuit breaker</li> </ul>	<p>1NO1NC      2NO      2NC</p> 
<p><b>RMSPLA</b></p> 	<p><b>Any Trip Alarm Switch</b></p> <ul style="list-style-type: none"> <li>• Side mounting on the left</li> <li>• 2-pole</li> <li>• One side mounting module per circuit breaker (always directly fitted to the circuit breaker)</li> </ul>	
<p><b>RMSPLAM</b></p> 	<p><b>Magnetic Trip Alarm Switch</b></p> <ul style="list-style-type: none"> <li>• Side mounting on the left</li> <li>• 2-pole</li> <li>• One side mounting module per circuit breaker (directly fitted to circuit breaker except when using with any Trip Alarm Switch)</li> </ul>	

• Dimensions are in mm (1 inch = 25.4 mm) .