





- > Designed for inductive loads.
- > Response time of instantaneous trip: 5 – 10 x I_n current rating
- > UL Recognized and CSA Certified as Supplementary Protectors
- > For international and domestic use (conform to IEC / EN60898)

Type C Characteristics

Suitable for applications where medium levels of inrush current are expected. Instantaneous trip is 5 to 10 x rating of device (I_n). Applications include small transformers, lighting, pilot devices, control circuits, and coils. Medium magnetic trip point.

Trip Characteristic C – Designed for inductive loads ①

Rated Current I_n [A]	1 pole		2 poles		3 poles		4 poles	
								
	Catalog Number	Price	Catalog Number	Price	Catalog Number	Price	Catalog Number	Price
0.5	FAZ-C0,5/1	32	FAZ-C0,5/2	70	FAZ-C0,5/3	105	FAZ-C0,5/4	134
1	FAZ-C1/1	32	FAZ-C1/2	70	FAZ-C1/3	105	FAZ-C1/4	134
1.6	FAZ-C1,6/1	32	FAZ-C1,6/2	70	FAZ-C1,6/3	105	FAZ-C1,6/4	134
2	FAZ-C2/1	32	FAZ-C2/2	70	FAZ-C2/3	105	FAZ-C2/4	134
3	FAZ-C3/1	32	FAZ-C3/2	70	FAZ-C3/3	105	FAZ-C3/4	134
4	FAZ-C4/1	32	FAZ-C4/2	70	FAZ-C4/3	105	FAZ-C4/4	134
6	FAZ-C6/1	26	FAZ-C6/2	59	FAZ-C6/3	88	FAZ-C6/4	125
8	FAZ-C8/1	26	FAZ-C8/2	59	FAZ-C8/3	88	FAZ-C8/4	125
10	FAZ-C10/1	26	FAZ-C10/2	59	FAZ-C10/3	88	FAZ-C10/4	125
13	FAZ-C13/1	26	FAZ-C13/2	59	FAZ-C13/3	88	FAZ-C13/4	125
16	FAZ-C16/1	26	FAZ-C16/2	59	FAZ-C16/3	88	FAZ-C16/4	125
20	FAZ-C20/1	26	FAZ-C20/2	59	FAZ-C20/3	88	FAZ-C20/4	125
25	FAZ-C25/1	26	FAZ-C25/2	59	FAZ-C25/3	88	FAZ-C25/4	125
32	FAZ-C32/1	26	FAZ-C32/2	59	FAZ-C32/3	88	FAZ-C32/4	125
40	FAZ-C40/1	30	FAZ-C40/2	65	FAZ-C40/3	98	FAZ-C40/4	190
50	FAZ-C50/1	40	FAZ-C50/2	85	FAZ-C50/3	140	FAZ-C50/4	195
63	FAZ-C63/1	50	FAZ-C63/2	100	FAZ-C63/3	160	FAZ-C63/4	230

① In North America, these switches are UL recognized and CSA certified as Supplementary Protection devices. Per the intent of NEC (National Electrical Code), article 240, and CEC (Canadian Electrical Code), part 1 C22.1, supplementary breakers cannot be used as a substitute for the branch circuit protective device. They can be used to provide over-current protection within an appliance or other electrical equipment where branch circuit over-current protection is already provided, or is not required. See FAZ Branch Circuit Breakers in this catalog.

See Trip Curve chart on opposite page

- > Designed for inductive loads.
- > Response time of instantaneous trip: 5 – 10 x I_n current rating
- > UL Recognized and CSA Certified as Supplementary Protectors
- > For international and domestic use (conform to IEC / EN60898)

Type C Characteristics

Suitable for applications where medium levels of inrush current are expected. Instantaneous trip is 5 to 10 x rating of device (I_n). Applications include small transformers, lighting, pilot devices, control circuits, and coils. Medium magnetic trip point.

Trip Characteristic C – Designed for inductive loads ❶

Rated Current I_n [A]	1 pole + Neutral		3 poles + Neutral	
	Catalog Number	Price	Catalog Number	Price
0.5	FAZ-C0,5/1N	56	FAZ-C0,5/3N	121
1	FAZ-C1/1N	56	FAZ-C1/3N	121
1.6	FAZ-C1,6/1N	56	FAZ-C1,6/3N	121
2	FAZ-C2/1N	56	FAZ-C2/3N	121
3	FAZ-C3/1N	56	FAZ-C3/3N	121
4	FAZ-C4/1N	56	FAZ-C4/3N	121
6	FAZ-C6/1N	40	FAZ-C6/3N	115
8	FAZ-C8/1N	40	FAZ-C8/3N	115
10	FAZ-C10/1N	40	FAZ-C10/3N	115
13	FAZ-C13/1N	40	FAZ-C13/3N	115
16	FAZ-C16/1N	40	FAZ-C16/3N	115
20	FAZ-C20/1N	40	FAZ-C20/3N	115
25	FAZ-C25/1N	40	FAZ-C25/3N	115
32	FAZ-C32/1N	40	FAZ-C32/3N	115
40	FAZ-C40/1N	45	FAZ-C40/3N	125
50	FAZ-C50/1N	75	FAZ-C50/3N	170
63	FAZ-C63/1N	80	FAZ-C63/3N	195

❶ In North America, these switches are UL recognized and CSA certified as Supplementary Protection devices. Per the intent of NEC (National Electrical Code), article 240, and CEC (Canadian Electrical Code), part 1 C22.1, supplementary breakers cannot be used as a substitute for the branch circuit protective device. They can be used to provide over-current protection within an appliance or other electrical equipment where branch circuit over-current protection is already provided, or is not required. See FAZ Branch Circuit Breakers in this catalog.

